

Faculty Guide to Accessing ANGEL Courses

Online, hybrid and web supplemented courses are offered through the SUNY Learning Network (SLN) ANGEL learning management system.

NOTE: ANGEL courses will be accessible by students according to the course's instructional method. Online and hybrid courses open seven days before the term begins. Classroom courses open on the first day of the term.

ANGEL Login Page:

The SUNYIT ANGEL login page is at <https://sunyit.sln.suny.edu>. Important areas of the login page are identified below.

1 Public Announcements

Notifications and information for ANGEL users are posted here.

2 Test Your System

Checks that the computer you are using is set up correctly for ANGEL.

3 Log On

Area where to type your Username and Password.

4 Search and Help

Self-help tools like resetting forgotten passwords are here.

5 Public Content Links

Links to commonly needed items are contained here.

The screenshot shows the SUNYIT ANGEL login page. At the top left is the SUNYIT logo. Below it is a navigation bar with 'Home' and icons for home, help, and power. The main content area is divided into several sections:

- Log On:** A form with fields for Username and Password, and a Log On button. A red circle with the number 3 is placed over the Password field.
- Test Your System:** A section with three green checkmarks indicating that Cookie settings, Pop-up settings, and Browser Detected (Firefox) are all OK. A red circle with the number 2 is placed over the 'Browser Detected' status.
- Search and Help Links:** A list of links including Getting Started, Login Help, Lookup SITNet Username, Password Resets, SLN Knowledgebase, Faculty Resources, Student Essentials Guide, Student Resources, Technical Requirements, Textbooks (Campus Bookstore), and Textbooks (Class Search Syllabus). A red circle with the number 4 is placed over the 'Lookup SITNet Username' link.
- Public Content Links:** A list of links including Academic Calendar, Cayan Library, Course Schedule, and Demo Online Course. A red circle with the number 5 is placed over the 'Academic Calendar' link.
- Public Announcements:** A section with a yellow warning icon and the text: 'Important ANGEL information: ANGEL connections time out after 90 minutes. If you are off-line and save your work as a file. Then copy/paste submit your saved file as an attachment. ANGEL is a web browser dependent system. If you experience technical difficulties with ANGEL, check the instructions above to clear the browser cache, cookie problems that persist, contact the SLN HelpDesk. Cor'. A red circle with the number 1 is placed over the announcement.
- Technical Help for ANGEL:** A list of links: Use the right browser, How to adjust your cookie settings, How to adjust browser pop-ups, How to clear the browser cache and cookies, Internet Explorer help, and Test your system help. A red circle with the number 1 is placed over the 'Test your system help' link.

Steps to Log On:

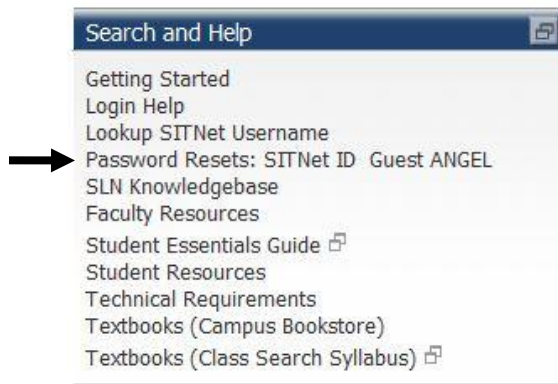
1. Each time you should check **Public Announcements** 1 for important notices about ANGEL.
2. Each time you should check the **Test your System** area 2 to make sure the computer you are currently using is set up correctly for ANGEL. All three tests must show as OK. Click on "adjust your settings" for instructions to how to change settings.
3. Type your SITNet Username and password in the appropriate fields in the **Log On** area 3 and click the Log On button. Usernames are in lowercase letters. Passwords are case sensitive.

NOTE: Newly hired faculty who need to access ANGEL before their SITNet ID is available will be given a temporary ANGEL account. Refer to the "ANGEL temporary account" email from Carol Berger (carol.berger@sunyit.edu) for the username and password.

Refer to the information and assistance available from the **Search and Help** and **Public Content Links** areas shown as 4 and 5 on the previous page. Common login problems, Lookup SITNet Username, Password Reset tools are in **Search and Help** as shown below.

Password Reset TIP

- Click **SITNet ID** for SITNet passwords.
- Click **Guest ANGEL** for temporary account passwords



If you need additional more assistance logging in, please contact the campus **IT Help Desk**.

Location: Main Floor, Cayan Library

Phone: (315) 792-7440

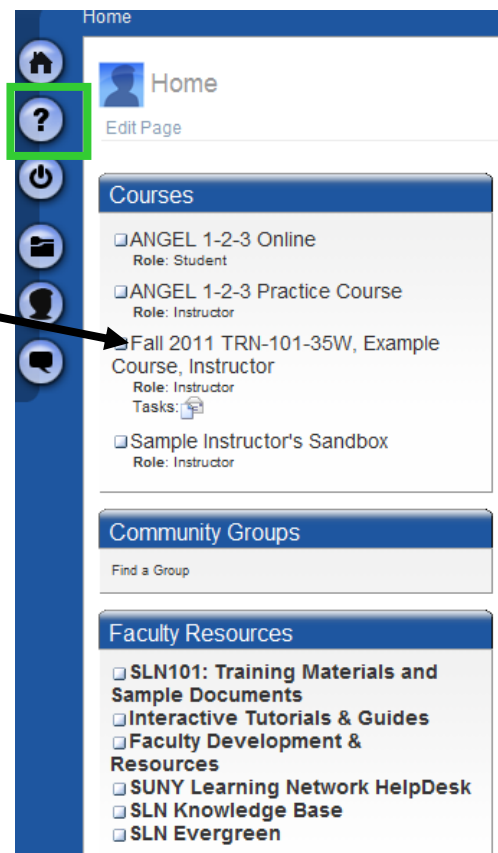
ANGEL Home Page:

Accessing Your Courses

Your courses are listed in the **Courses** area. Semester courses are named with the term, course number-section, title and instructor's last name as shown by this example.


Click the course name it open the course.

NOTE: Those logging in to ANGEL with a **temporary account** will not have access to semester courses.



Faculty Resources for ANGEL

Numerous resources are available for instructors in the **Faculty Resources** area. They include guides, tutorials, FAQs, knowledge base articles, manuals and samples. SLN Evergreen provides "just-in-time" modular instructions in print and video formats.

Searchable online ANGEL help is also from the  icon.